


HeiDetect Valu



THE COST-EFFECTIVE
ACCESS TO
INDUSTRIAL COMPUTED
TOMOGRAPHY

EASY OPERATION - FULL FUNCTIONALITY

Advantages of the Valu

- › Cost-effective CT system for the creation of 3D models for initial sampling and series-accompanying tests
- › Easy to operate – no previous CT experience is necessary
- › Cost-effectiveness through 3D CT scans in a short time with an innovative user interface
- › Comprehensive complete system – 3D scan, reconstruction and evaluation
- › Flexible software interface – can be individually adapted to your requirements requirements
- › Low-maintenance complete system with full-protection housing
- › Scan parameters can be optimally adjusted to your components

Technical data

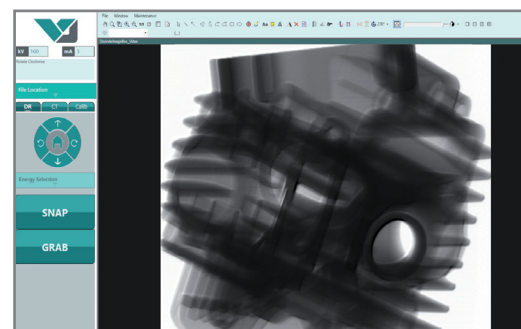

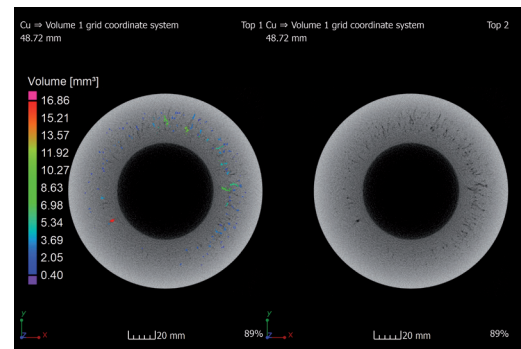
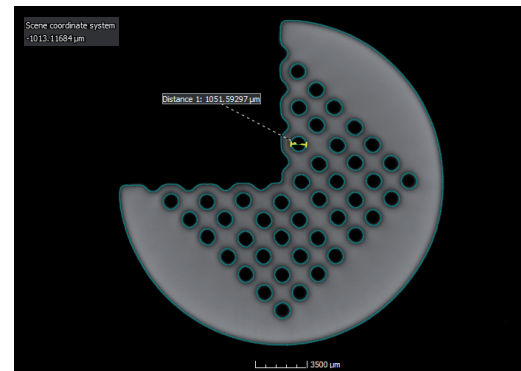

X-ray tube			
Type	Std. Focus	Mini Focus	Micro Focus
max. Voltage	160 kV	80 kV	150 kV
max. Power	500 W	56 W	75 W
Focal spot	0,8 mm (IEC60336)	35 - 50 µm	7 - 50 µm

Detector		
Type	Varian 1313 DX	Varian 2020 DXV
Active area	130 x 130 mm	200 x 200 mm
Pixel pitch	127 µm	194 µm
Pixels	1024 x 1024	
Dynamic range	16 bit	

Part specification		
max. Part size DR	100 x 400 mm	160 x 460 mm
max. Part size CT	100 x 100 mm	160 x 160 mm
Weight	25 kg	

Inspection system	
Length	2.125 mm
Width	950 mm
Height	2.100 mm
Weight	1.600 kg

Software
Full support of Volume Graphics, VGSTUDIO MAX, Thermo Scientific Avizo and others



HMI screen (example)

HEITEC PTS GmbH

Hauptstraße 49
73329 Kuchen
Germany

Telefon: +49 7331 3046 0
Fax: +49 7331 3046 11

E-Mail: info@heitec-pts.de
Internet: www.heitec-pts.de